

Gudeng Precision Industrial Co. Ltd

家登精密工業股份有限公司



Mar. 2024

Partner with **H.E.A.R.T.** , Grow with **P.A.S.S.I.ON.**

COO Amy Shen
(02)2268-9141
AmyShen@gudeng.com



Safe Harbor Notice

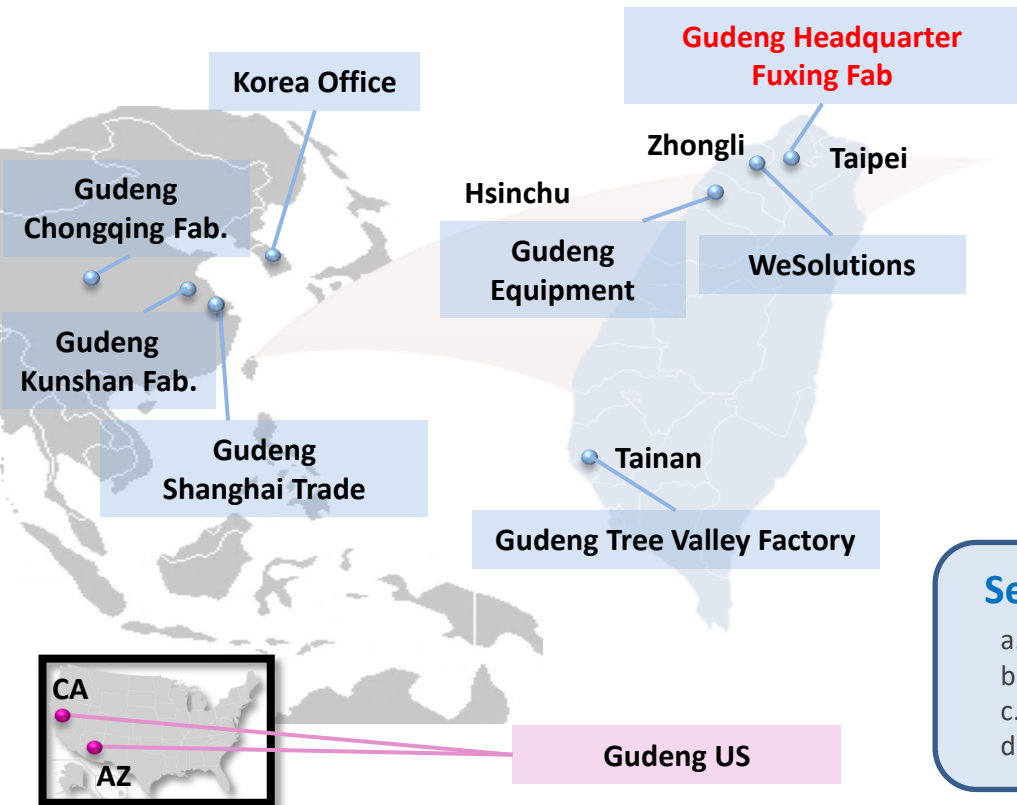


This presentation includes forward-looking statements. Forward-looking statements refer to statement that address activities, events or developments that Gudeng Precision expects or anticipates will or may occur in the future (including but not limited to projections, targets, estimates, market share, total addressable market (TAM) and business plans).

Gudeng's forward-looking statements are subject to significant risks and uncertainties and actual results may differ materially from those contained in the forward-looking statements. Gudeng does not undertake any obligation to publicly update any forward-looking statement to reflect events or circumstances after the date on which any such statement is made or to reflect the occurrence of unanticipated events.



Gudeng Company Overview



- ▶ Established : Mar. 20th , 1998
- ▶ Employee : 1000 up
- ▶ Capital : US\$ 30 million
- ▶ **2020** Group Revenue : US\$ 83 million
- ▶ **2021** Group Revenue : US\$ 104 million
- ▶ **2022** Group Revenue : US\$ 150 million
- ▶ **2023** Group Revenue : US\$ 162 million

(13% growth compared to the same period last year.)

Semiconductor

- a. Mask Handling Solutions
- b. Wafer Handling Solutions
- c. Equipment
- d. Other Service

Aerospace

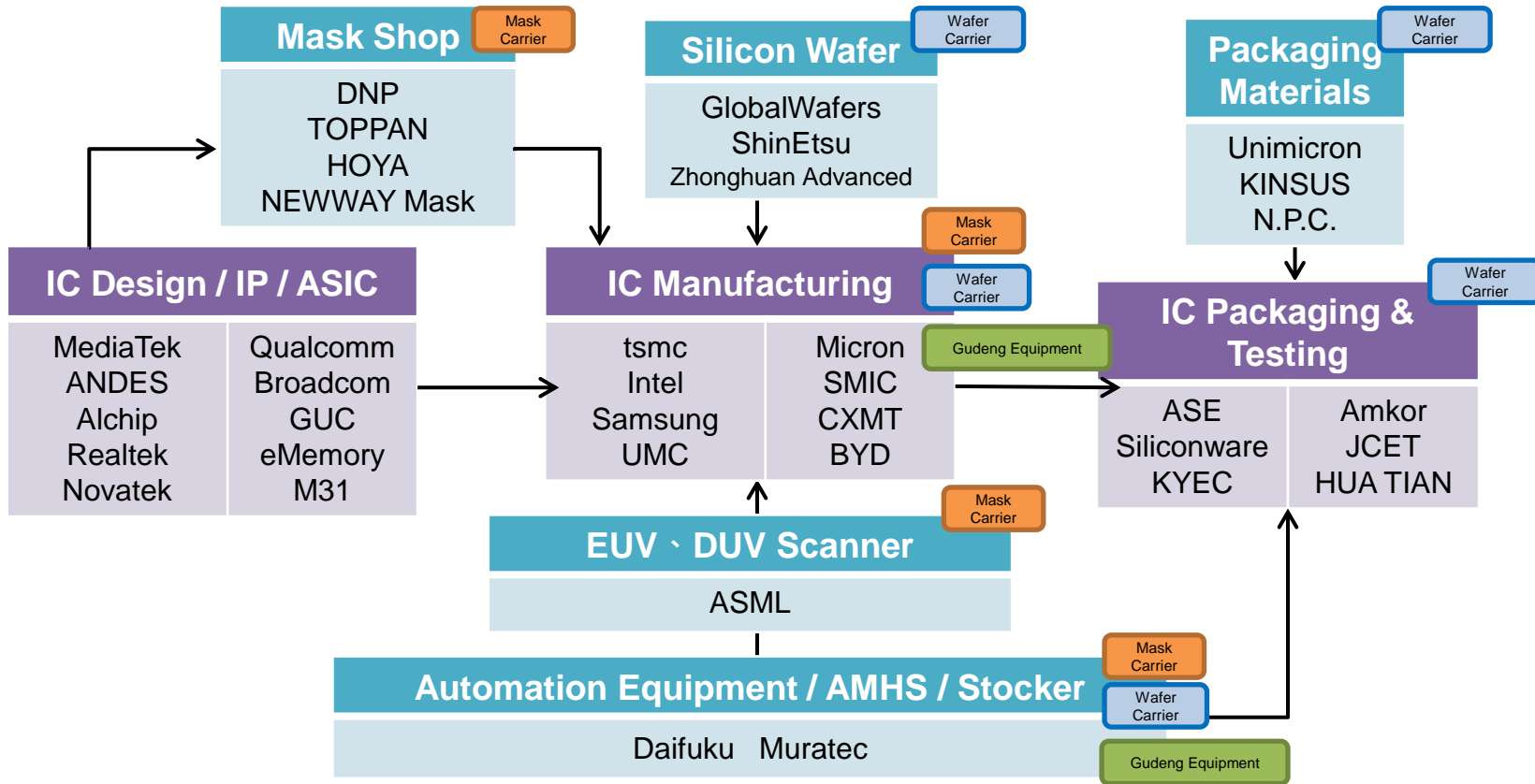
- a. Hydraulic Pipes
- b. Heat Conduction Spacer



Semiconductor Supply Chain



Gudeng





Semiconductor Production Process

- Communication
- Automotive
- Consumer Electronics
- National Defense
- PC/NB

Product Design

IC Design

- Circuit Design
- Engineering Test

Mask Maker

Front End

Foundry

- Materials Fab
- Wafer Bank

Back And

Packaging

- Wafer Bumping
- Wafer Probing



Final Test

Board Assembly

Board Assembly

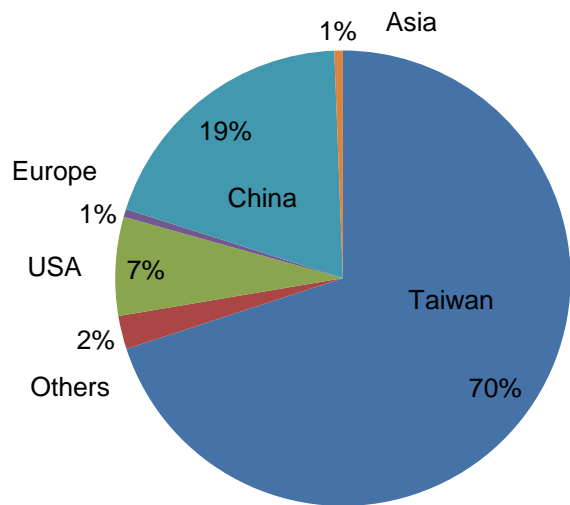
Board Testing

- Module, Board Assembly & Test

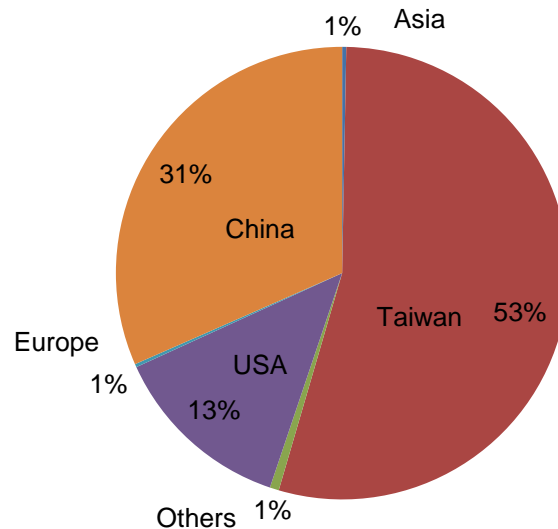




2022 Gudeng Revenue



2023 Gudeng Revenue

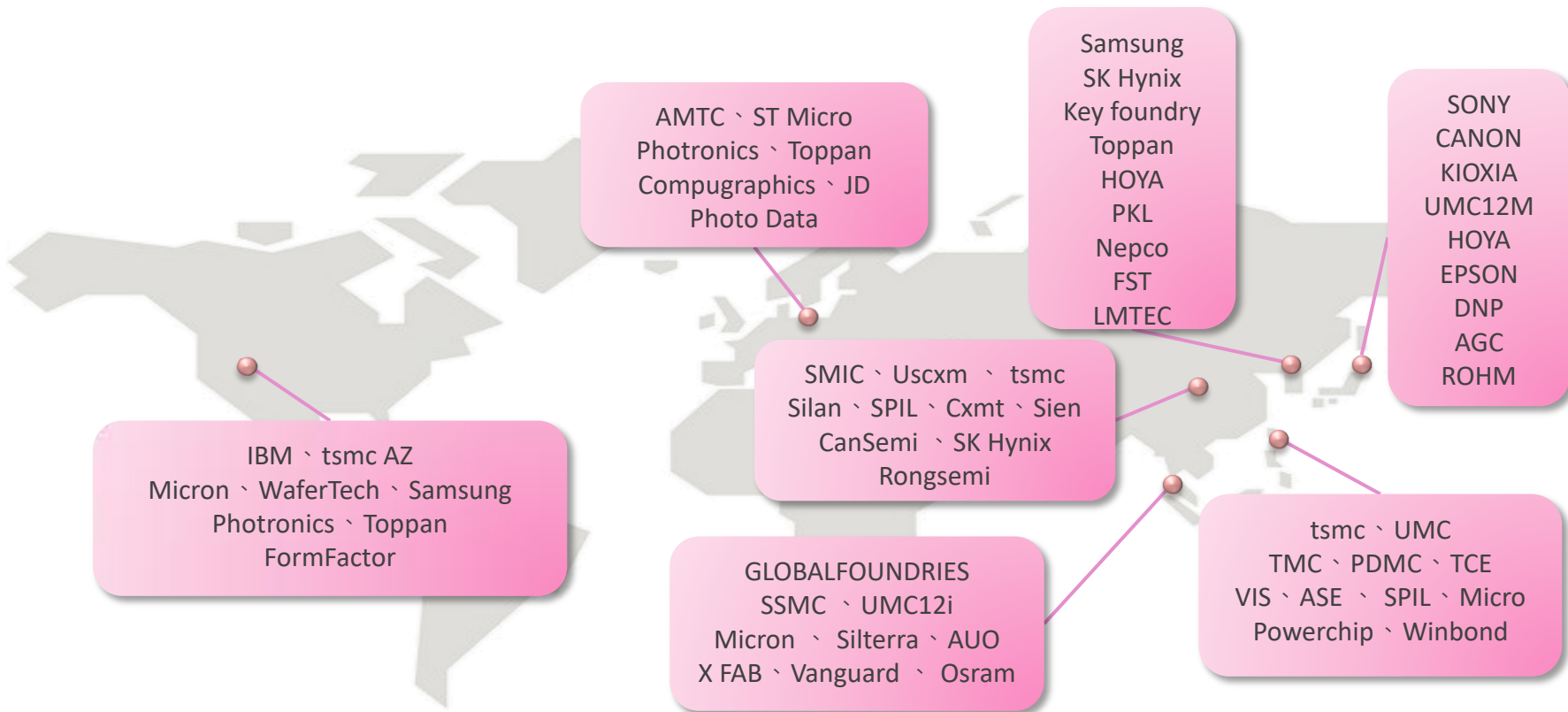




Distribution Map of Gudeng's Customers



Gudeng



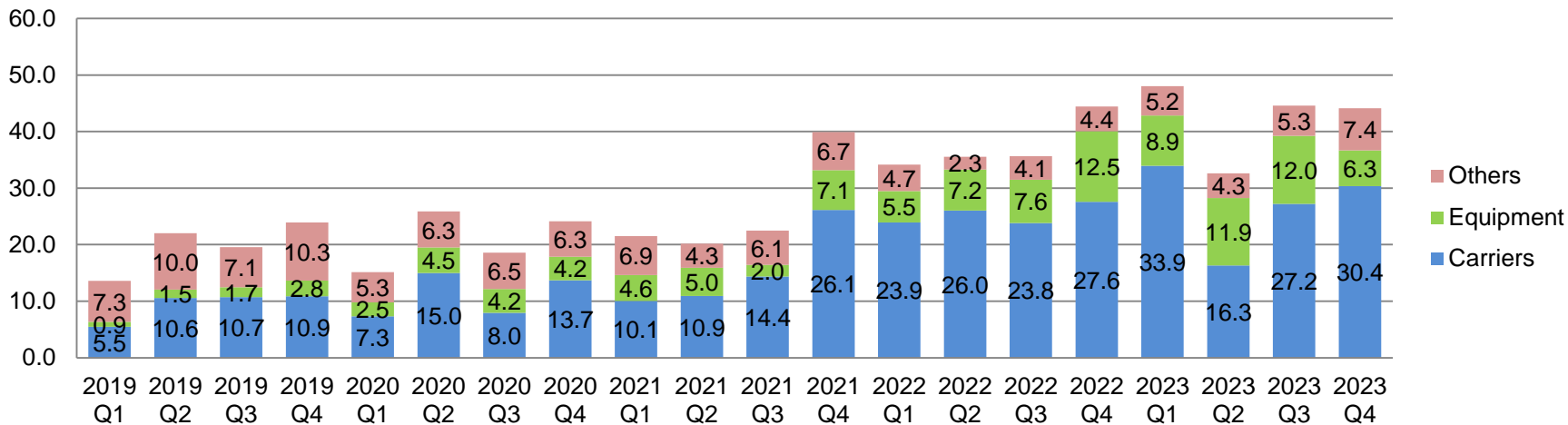


Gudeng Revenue (Quarterly)



Gudeng

Consolidated Revenue



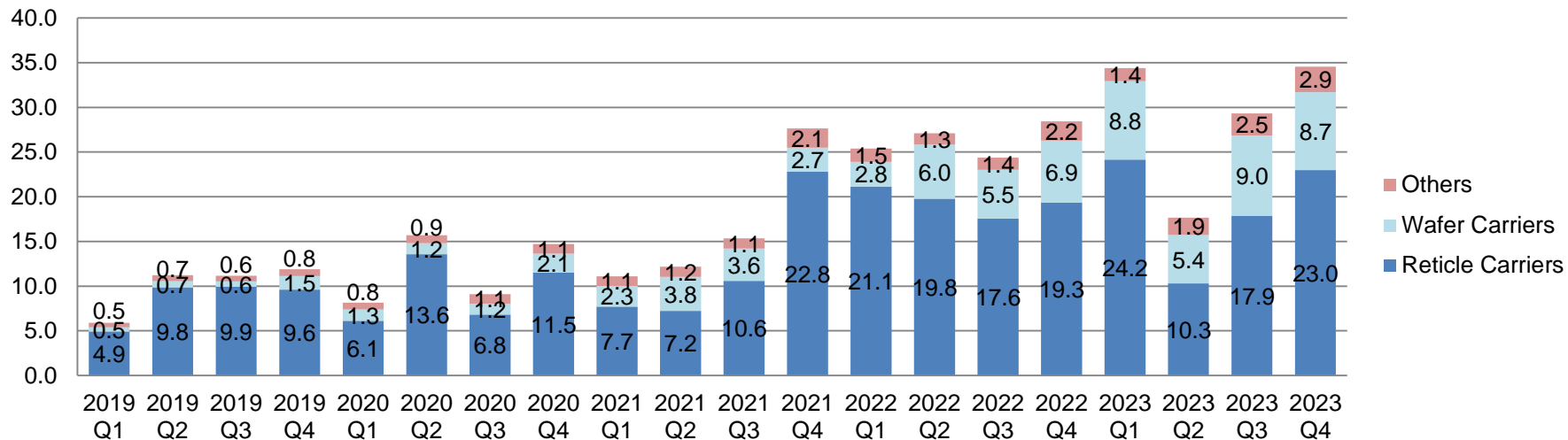
US million dollars



Gudeng Revenue (Quarterly)



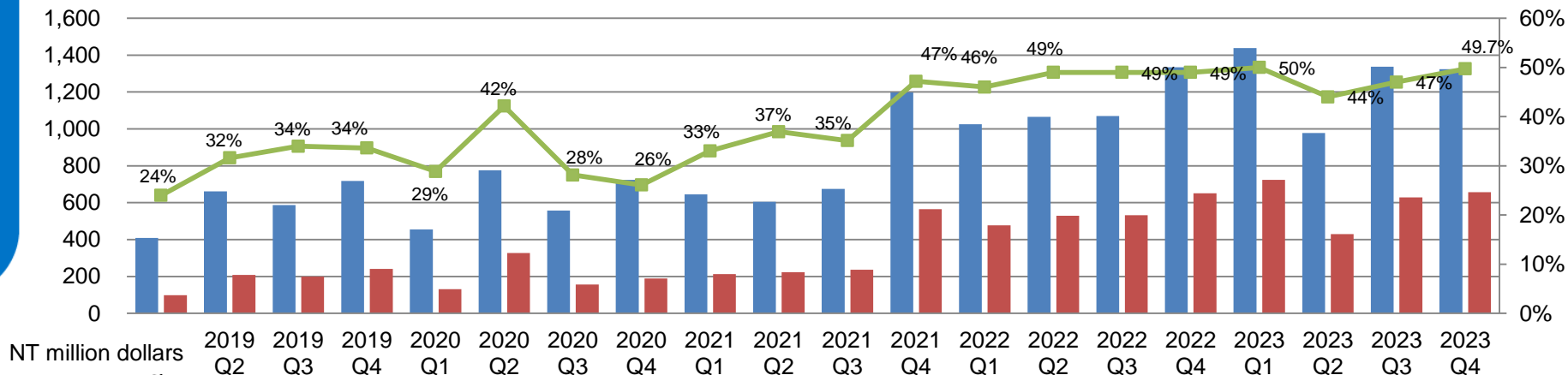
Core Business Revenue



US million dollars



Gudeng Profit Margin



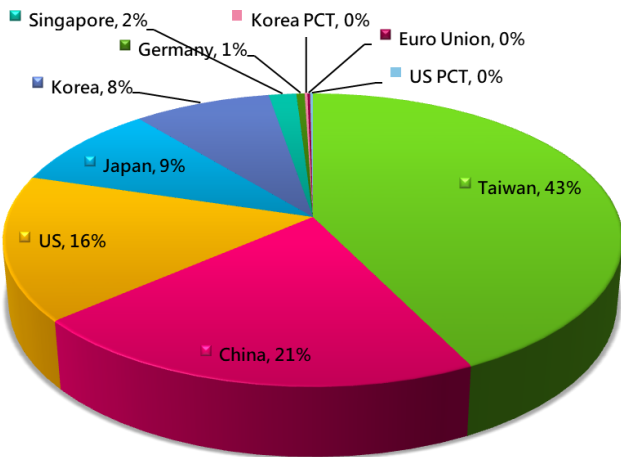


Gudeng Patents 、 R&D Expenses 、 Equipment CapEx 、 Expense

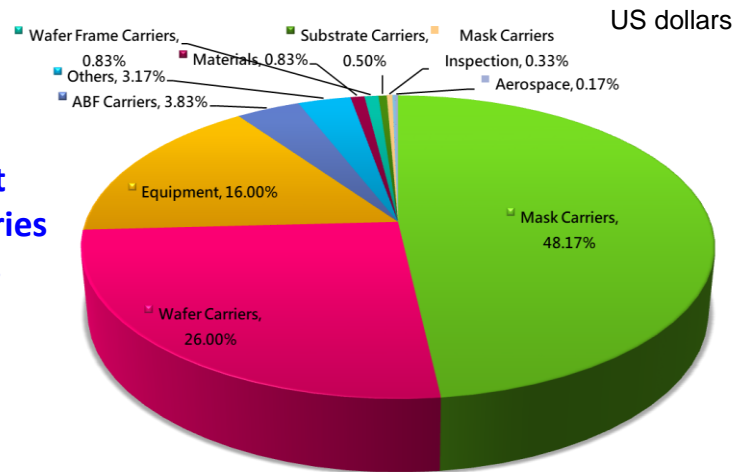


| | 2019 | Revenue % | 2020 | Revenue % | 2021 | Revenue % | 2022 | Revenue % | 2023 | Revenue % |
|-----------------|------------|-----------|------------|-----------|------------|-----------|------------|-----------|------------|-----------|
| R&D Expenses | 2,715,806 | 6.94% | 3,888,806 | 8.43% | 4,723,290 | 7.34% | 7,184,613 | 7.05% | 8,864,484 | 7.86% |
| Equipment CapEx | 964,225 | 2.46% | 12,565,226 | 27.24% | 8,639,871 | 13.43% | 9,590,839 | 9.41% | 10,409,484 | 9.23% |
| Expense | 14,265,000 | 36.43% | 18,599,968 | 40.32% | 19,436,581 | 30.21% | 27,935,677 | 27.41% | 32,111,645 | 28.50% |

Regional Patents



Product Categories Patents



As of Oct. 2023, **610** patents certificated Taiwan or abroad.



Gudeng Business Strategies




Gudeng

Semiconductor Carriers



Hi-NA EUV Pods
Mature Wafer Carriers
Advanced Wafer Carriers
3D Packaging FP FOUP

Medical Program Adviser




Urology Treatment
Vascular Support Solutions
Stone Treatment



「Co-Creation」

Aerospace Pioneer



Hydraulic Pipes
Heat Conduction Spacer

New Technology



Carrier Cleaners
Carrier Stockers
Precision Detection Solutions
Precision Machining Solutions



Gudeng Sustainability Performance



Governance



2023 Revenue
US\$162 million

2023 EPS
10.24 NTD

RBA
Platinum Certification

27TH
**National
Quality Awards**



Social

Salary Increase Rate **7~9%**
better than industry



Employees charity
participating **382** times

Stipends reached **651** students

12 Industry-University
Cooperation Items



Environment

Annual Power Savings
786,000 kWh



Annual Water Savings
52,436 tons

With 10 suppliers,
reduced carbon emissions by **1,160** tons.



Homemade **Eco-Friendly Pallets
Transport Cases**



2023 Excellence in Corporate Social Responsibility
2023 Talent Sustainability Award
2023 TCSA ESG Report Platinum Certification





Gudeng Overall Performance



- **Revenue:** US\$ 32million in 2019, US\$ 145 million in 2022, US\$ 162 million in 2023.
- **Gross Profit Margin:** over 20% in 2018, 49% in 2022, 48% in 2023
- **EPS(NTD):** 0.27 in 2018, 3.25 in 2019, 11.12 in 2022, 10.24 in 2023
- **Market Share:** reticle carriers 70% worldwide, EUV Pod 85% worldwide, FOUP qualified by major customers, and 50% up of the customers in Greater China region apply Gudeng as the baseline



Gudeng Strategies Overview



- China Market :

- ◆ Gudeng's Kunshan factory has gradually completed customer verification, Chongqing factory has also been developed, aiming to support demands in the Greater China market.
- ◆ In addition to FOUP, Gudeng FOSB begins to ferment and be verified by key customers, becoming the focus of Gudeng wafer carriers
- ◆ With geopolitical advantages, Gudeng quickly responds to demands and supply locally, and rapidly expands market share in the Greater China market

- US Market :

- ◆ Focus on advanced processes and aim to become main source of key customers
- ◆ With the development of CoWoS, 3D packaging and testing (Panel FOUP) shipments have steadily increased, and a large amount of revenue will be expected in 2025
- ◆ Cooperate with major customers' global set up, continue to invest in resources, currently Gudeng has warehousing and RD/FAE teams in AZ, and we are working with Taiwan's local supply chain alliance(TSS HOLDINGS LIMITED)to develop US new markets

- Taiwan Market :

- ◆ Following Taiwan major customer global plan, Gudeng has become its main global supplier
- ◆ With the expansion of advanced processes by major customers in Taiwan, the shipments of mask and wafer carriers has further increased.

- Aerospace :

- ◆ Key components certificated by key customers and obtained long-term orders
- ◆ Completed the M&A of JYR, continue to obtain NAPCAP certifications, Aerospace will become the third largest business of Gudeng Group in 2024



Thank You
www.gudeng.com